

HP SWINGING FENDER SADDLE ORDER FORM



THE HP SADDLE PACKAGE COMES COMPLETE WITH:

- Set of latigo's • HP Neoprene Girth • Fenders
- Rear Cinch • Stirrups • HP Neoprene Saddle Pad

PACKAGE PRICE:

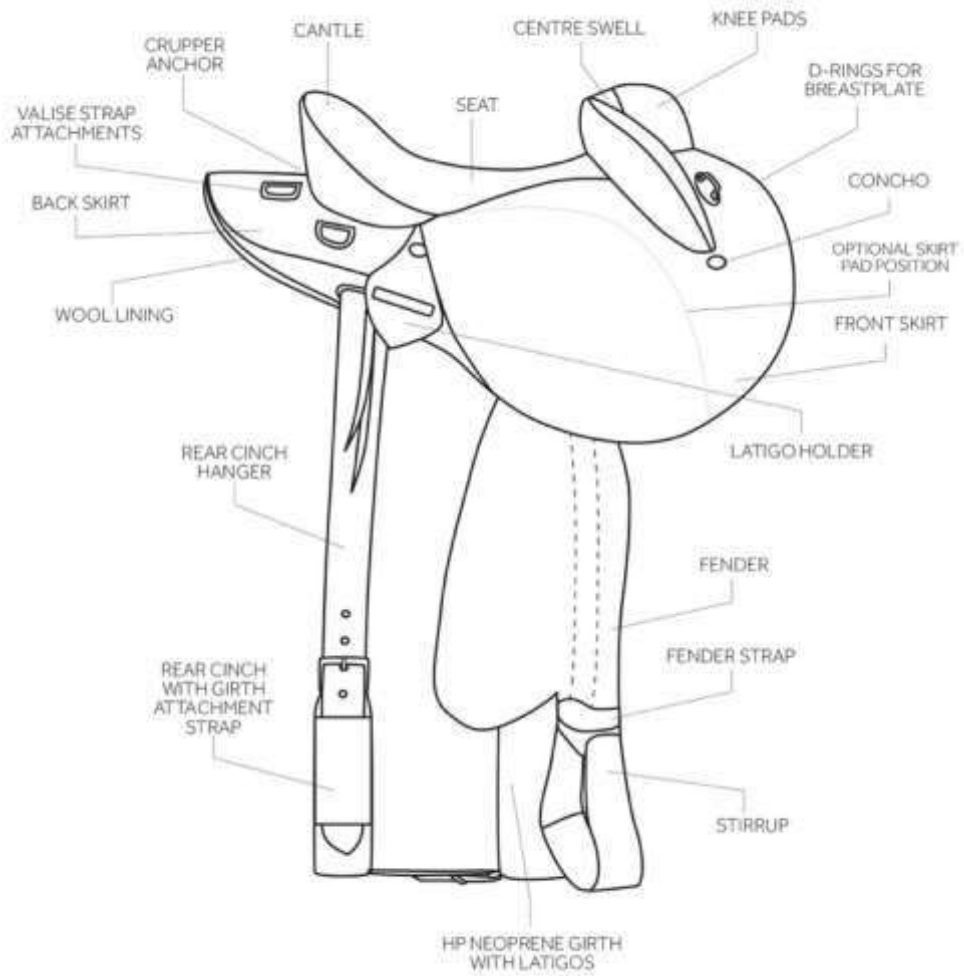
\$1995 plus freight at cost to your State.

(NB: Bespoke tooling will incur additional costs)

Fill in the shaded boxes in the form, save, and email back to horseproblems@horseproblems.com.au and mrshorseproblems@gmail.com







NAME	DATE OF ORDER
ADDRESS	
CONTACT NUMBER	
EMAIL	

PARTS OF THE HP SWINGING FENDER SADDLE:



LEATHER COLOUR OPTIONS:







COLOURS SHOWN ARE INDICATIVE ONLY

<p>ANTIQUE</p>  <p>Antique Colour (Dark Red)</p>	<p>VINTAGE</p>  <p>Vintage Colour (Havana)</p>	<p>NATURAL (New micro roughout leather)</p>  <p>Natural Colour</p>
<p>MEDIUM TAN (Shown at the back)</p>  <p>Medium Tan (Light Brown)</p>	<p>CHESTNUT</p>  <p>Chestnut Colour</p>	<p>VINTAGE BLACK</p> 
<p>LEATHER COLOUR CHOICE:</p>		

 <p>A B C D E</p> <p>G H I</p>	<p>SUEDE COLOUR CHOICE:</p> <p>SUEDE CAN BE ON SEAT, FENDERS, CENTRE SWELL, AND/OR KNEEPADS</p> <p>SUEDE LOCATION CHOICE(S):</p>
---	--

ROUGHOUT COLOUR OPTIONS:

COLOURS SHOWN ARE INDICATIVE ONLY

<p>NATURAL</p> 	<p>EXAMPLE</p> 	<p>DARK NATURAL</p> 	<p>EXAMPLE</p> 
<p>BLACK</p> 	<p>EXAMPLE</p> 	<p>ROUGHOUT COLOUR CHOICE:</p> <hr/> <p>ROUGHOUT CAN BE ON SEAT, FENDERS, CENTRE SWELL, KNEEPADS, OR THE SADDLE CAN BE FULL ROUGHOUT <i>(Roughout is harder wearing than suede)</i></p> <p>ROUGHOUT LOCATION CHOICE(S):</p> <p>PLEASE NOTE – Black Leather goes Blue when roughed out. (as seen on the left. Here, the seat is suede, the rear is leather and the blue is black leather that has been roughed out!!!!!!!!!!!!!!)</p>	

STITCHING COLOUR OPTIONS:

STITCHING CAN BE YELLOW; BLACK; WHITE; OR BROWN **STITCHING COLOUR CHOICE:**

LINING COLOUR OPTIONS:

COLOURS SHOWN ARE INDICATIVE ONLY

	<p>EXAMPLE</p>	
--	-----------------------	--

Gray 1



Cream 2



Black 3




Brown 4



(FYI Antique colour leather shown)

LINING COLOUR CHOICE:

SEAT OPTIONS:

HALF SEAT	FULL SEAT	DIVIDED REAR	FULL REAR (NB: TREE STILL SPILT)
			
SEAT CHOICE:		REAR CHOICE:	



SKIRT OPTIONS:

SHORT SKIRT	MEDIUM SKIRT	ENGLISH SKIRT	
			<p>Leather areas can be roughout.</p> <p>English Knee Pads (as seen on left here) must be SUEDE.</p>
SKIRT CHOICE:		ENGLISH SKIRT LEATHER CHOICE:	


BACK SKIRT OPTIONS:

STANDARD CURVED BACK ON SKIRT	SQUARE BACK ON SKIRT
	
SKIRT CHOICE:	

KNEE PAD OPTIONS:

KNEE PADS	CENTRE SWELL	EDGING COLOUR
		
<p>LEATHER; ROUGHOUT; OR SUEDE</p> <p>KNEE PAD CHOICE:</p> <p>_____</p>	<p>LEATHER; ROUGHOUT; OR SUEDE CENTRE</p> <p>SWELL CHOICE:</p> <p>_____</p>	<p>(CHOOSE COLOURS FROM PAGE 2)</p> <p>EDGING COLOUR CHOICE:</p> <p>_____</p>

CRUPPER ANCHOR OPTIONS: *(NB: Crupper anchor cannot be removed as it is built in to the tree)*

<p>CRUPPER ANCHOR PLAIN</p>	<p>CRUPPER ANCHOR LEATHER WRAPPED</p>
	
<p>CRUPPER ANCHOR CHOICE: _____</p>	

FENDER OPTIONS: *(NB: Ignore tooling on examples, tooling options shown on page 7)*

<p>STANDARD FENDER</p>	<p>PYGMY FENDER (FOR SHORT LEGS/CHILDREN)</p>
	
<p>FENDER CHOICE: _____</p>	

<p>CENTRE STITCHING ON FENDER (FOR ALL STYLES)</p>

<p>CENTRE STITCHING?</p>

VALESE OPTIONS:

<p>REAR VALESE STRAP ATTACHMENTS (D-RINGS)</p>

<p>VALESE ATTACHMENT?</p> <p>_____</p>

LATIGO OPTIONS:




<p>LATIGO HOLDER FITTED AS STANDARD</p>

<p>FRONT (REQUIRED IF USING BUCKLE GIRTH SYSTEM) AND/OR BACK:</p> <p>_____</p>




STIRRUP OPTIONS:

<p>STANDARD (CURVED WITH LEATHER FOOT GRIP)</p>	<p>ENGRAVED (ENGRAVED FLAT BOTTOM WITH LEATHER FOOT GRIP)</p>
	
<p>STIRRUP CHOICE:</p> <p>_____</p>	

CONCHO OPTIONS:

CONCHOS	CONCHO WASHER	CONCHO HANGER LEATHER
		
BRASS OR NICKEL: <hr/>	WASHER—YES/NO? <hr/>	BLACK OR BROWN: <hr/>

CINCH OPTIONS:





REAR CINCH HANGER: METAL	REAR CINCH HANGER: THROUGH LEATHER	REAR CINCH HANGER LEATHER COLOUR
		
REAR CINCH HANGER CHOICE: <hr/>	CINCH HANGER COLOUR CHOICE: <i>(From pg2)</i> <hr/>	

GIRTH OPTIONS:

GIRTH SIZE	SADDLE PAD SIZE
	

<p>GIRTH SIZE: <i>(Pony 645mm; Cob 670mm, Full 830mm, Clydesdale 1000mm).</i> NB: Approx measure at line shown on image</p> <hr/>	<p>SADDLE PAD SIZE – FULL OR PONY:</p> <hr/>
<p>GIRTH TYPE</p> <p>BUCKLE _____</p> <p>RING _____</p>	
 <p style="text-align: right;">RING</p>	 <p style="text-align: right;">BUCKLE</p>

TOOLING OPTIONS:

BASKET WEAVE TOOLING	FLOWER TOOLING	EDGE TOOLING	CARVING BEHIND SEAT
			

INDICATE POSITION AND TYPE OF TOOLING:

CHOOSE FROM STANDARD DESIGNS ABOVE OR YOUR OWN BESPOKE DESIGNS (BELOW)

	<p>BEHIND SEAT:</p> <hr/>
	<p>REAR SKIRT:</p> <hr/>
	<p>FRONT SKIRT:</p> <hr/>



EDGE TOOLING:

POSITION: (Fenders; front skirt; back skirt; etc)

FENDERS:

NB: The HP authentic quality logo stamp comes as standard on the Fender.



BESPOKE TOOLING OPTIONS:

NB: ADDITIONAL TOOLING OF YOUR DESIGN WILL INCUR AN EXTRA COST OF \$50, THIS DESIGN CAN ALSO BE USED ON MATCHING SADDLERY. BELOW ARE EXAMPLES ONLY.



(FYI Antique colour leather shown)




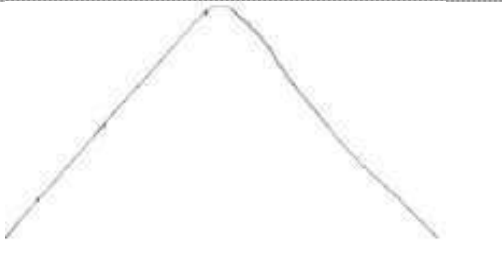



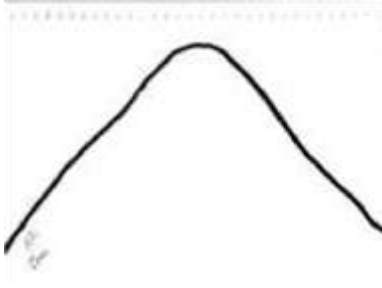






DESCRIPTON OF DESIGN, BRAND OR SPECIAL WORDING:

(PLEASE PROVIDE IMAGES/DRAWING SEPARATELY)

SIZING OPTIONS: (NB: The HP Saddle sizing is not related to other saddle sizing at all, it is taken from the measurements below to get the best fit)

SADDLE SIZING				SIZE GUIDE:	
13" <i>(Kids or very small adult)</i>	14"	15"	16"	HIPS	THIGH
RIDER INSIDE LEG:	RIDER HIP/BUT TOCKS CIRCUMFERENCE:	RIDER UPPER THIGH CIRCUMFERENCE:		33 to 37 = 13 38 to 41 = 14 41 to 43 = 15 44" to 46 = 16	15" to 18" = 13" 18" to 22" = 14" 22" to 24" = 15" 25" to 28" = 16"
SADDLE SIZE CHOICE:					

TREE SIZING (NB: The HP Saddle tree sizing is unique to this saddle and we use the images you provide with the wither/shoulder trace to get the correct size)

<p>STANDARD TB types/old horses</p>			
<p>MEDIUM Australian Stock Horse & TB crosses</p>			
<p>QUARTER HORSE</p>			
<p>HEAVY HORSE Percheron, Clydesdales, etc</p>			

SADDLE TREE CHOICE:

NOTES/ADDITIONAL COMMENTS:

WHAT YOU NEED TO PROVIDE :

FOUR IMAGES OF YOUR HORSE

PLEASE TAKE THE TIME TO MAKE SURE YOUR HORSE IS STANDING ON LEVEL GROUND AND HAS THE HEAD UP AND STRAIGHT

1. SIDE VIEW



2. AT 45° ANGLE TO SHOULDER



3. LOOKING STRAIGHT DOWN BACK



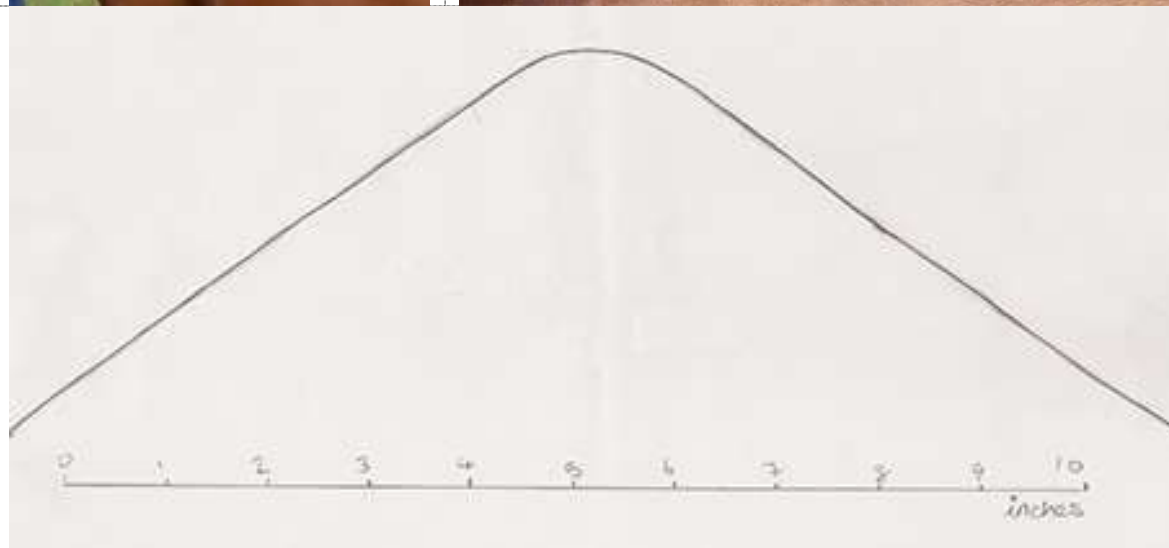

4. LOOKING STRAIGHT OVER HAUNCH TO FRONT



WITHER/SHOULDER TRACING FROM YOUR HORSE


USE A FLEXIBLE RULER OR LIGHT WIRE—AVOID USING NO.8 WIRE. PUT A REFERENCE MEASUREMENT LINE ON THE DRAWING.

ENSURE YOU TAKE THE SHAPE FROM THE POSITION AND ANGLE OF THE RED LINE ON THE IMAGE BELOW AND **NOT** BEHIND THE SCAPULA. THE TRACING IS USED TO SHAPE THE LEATHER IN FRONT OF THE TREE TO ENSURE YOUR HORSES' SHOULDER HAS ENOUGH ROOM TO MOVE.



PHOTOS OF YOUR BODY

Due to the changing shape of us these Days, we need a front on and a side on Photo of your LOWER BODY (picture can be cut off)



TERMS & CONDITIONS/PAYMENT OPTIONS:

- Direct Bank to:
Bendigo Bank. BSB - Account Number -
- Go to the Website and Pay the \$500 Deposit.
- Postage is NOT included. That will be at cost, when address is known.
- Layby is fine, so long as the Deposit is paid
- Delivery will depend upon demand at the time. Normally 4 Weeks but can be up to 8.